

IOA President Theme
"Strong Bone Stronger
Nation"



TNOA President Theme
"Get it Right The First Time"



56th

Annual Conference
of the Tamilnadu
Orthopaedic Association

"Update Knowledge, Upgrade Skill, Upscale Outcome"

10-12
February
2023

MGM Conventional Centre
Chennai



DAY 2



About Chennai

Chennai, on the Bay of Bengal in eastern India, is the capital of the state of Tamil Nadu. The city is home to Fort St. George, built in 1644 and now a museum showcasing the city's roots as a British military garrison and East India Company trading outpost, when it was called Madras. Religious sites include Kapaleeshwarar Temple, adorned with carved and painted gods, and St. Mary's, a 17th-century Anglican church





DAY 2

11-02-2023
Saturday

Time	Hall A	Hall B	Hall C	Hall D	Poster Hall
8:00AM – 9:15AM	TNOA Prof. M. Natarajan Medal for Trauma	Knee Arthroplasty	Spine	Infections	
9:15AM – 10:15AM	TNOA Prof. C. Vyageswaradu Medal for Orthopaedics	Knee Arthroplasty	Spine	Ilizarov and Deformity Correction	
10:30AM – 11:30AM	The Masters Time Travel- An Inspiration	Knee Arthroplasty	Spine	Ilizarov and Deformity Correction	
11:30AM – 1:00PM	TNOA ORATIONS				
1:00PM – 2:00PM	LUNCH				
2:00PM – 3:15PM	Career guidance for Postgraduates FRCS Guidance	Hip Arthroplasty	Foot & Ankle	Pelvis and Acetabulum	Medal Poster Presentation
3:15PM – 4:30PM	TNOA Prof. M. Ramanathan Medal for Consultants	Hip Arthroplasty	Foot & Ankle	Pelvis and Acetabulum	Medal Poster Presentation
4:30PM – 5:30PM	TNOA KMC PG ORTHO QUIZ – PRELIMS TNOA Dr K R Venkateswar Memorial PG Travelling Fellowship				
5.30 PM Onwards	ANNUAL GENERAL BODY MEETING				
7.00 PM Onwards	GALA BANQUET DINNER				



DAY 2

11-02-2023
Saturday

Time	Hall E	Hall F
8:00AM TO 11:30AM	FREE PAPER Miscellaneous - 1 8.00-8.50 am	FREE PAPER Trauma 9 8.00-8.50 am
	FREE PAPER Ortho biologics 8.55-9.40	FREE PAPER Trauma 10 8.55-9.45 am
	FREE PAPER Arthroscopy Knee - 1 9.45-10.35 am	FREE PAPER Trauma 11 9.45-10.40 am
	FREE PAPER Arthroscopy Knee -2 10.35-11.00 am	FREE PAPER 10.40-11.05 am Trauma 12
11:30AM - 1:00PM	TNOA ORATIONS	
1:00PM - 2:00PM	LUNCH	
2:00PM - 3:00PM	FREE PAPER Spine 2 2.00-2.50 pm	FREE PAPER Trauma 13 2.00-2.40 pm
3:00PM - 4:00PM	FREE PAPER Spine 3 2.55- 3.35 pm	FREE PAPER Foot & Ankle 2 2.45-3.30 pm
	FREE PAPER Arthroscopy Knee - 3 3.40 - 4.10pm	FREE PAPER Trauma 14 3.35-4.20 pm
4:30PM - 5:30PM	TNOA KMC PG ORTHO QUIZ – PRELIMS TNOA Dr K R Venkateswar Memorial PG Travelling Fellowship	
5.30 PM Onwards	ANNUAL GENERAL BODY MEETING	
7.00 PM Onwards	GALA BANQUET DINNER	



DAY 2

11-02-2023
Saturday

Time	Hall G	Hall H
8:00AM TO 11:30AM	Meet the Master TRAUMA 9.00-10.00am	Live Surgery UNI KNEE REPLACEMENT 8.00-9.00am
	AO Trauma Workshop 10.00-11.00am	Live Surgery FOOT & ANKLE Session 9.00-10.00am
	Meet the Master FOOT & ANKLE 11.00-11.30am	
11:30AM - 1:00PM	TNOA ORATIONS	
1:00PM - 2:00PM	LUNCH	
2:00PM - 3:00PM	Meet the Master – SPINE 2.00 – 3.00pm	Meet the Master – ILIZAROV & DEFORMITY CORRECTION 2.00-3.00pm
3:00PM - 4:00PM	SPINE Workshop 3.00-4.00pm	Live Surgery - ROBOTIC KNEE ARTHROPLASTY 3.00-4.00pm
	PELVIS AND ACETABULUM Workshop 4.00-5.00pm	
4:30PM - 5:30PM	TNOA KMC PG ORTHO QUIZ – PRELIMS TNOA Dr K R Venkateswar Memorial PG Travelling Fellowship	
5.30 PM Onwards	ANNUAL GENERAL BODY MEETING	
7.00 PM Onwards	GALA BANQUET DINNER	

Hall A



DAY 2 | 11-02-2023
Saturday

TNOA Prof. M. NATARAJAN MEDAL FOR TRAUMA

Chairpersons : Prof. S Ramesh Babu, Prof. N. Manikandan

(All presentations - 7+ 2mins discussion)

8.00 AM – 8.09 AM	A comparative study of proximal femur fractures treated with short proximal femoral nail and long proximal femoral nail	Dr.Ankit Verma Meenakshi Mission Hospital and Research Centre, Madurai
8.09 AM – 8.18 AM	Comparative study between novel technique (medial tens and single lateral plating using MIPPO) and standard bicolunar plate fixation for the treatment of Schatzker type 5 & type 6 tibial plateau fractures"	Dr.Velarasan Velmurugan Govt Stanley Medical College and Hospital
8.18 AM – 8.27 AM	Fibula strut graft and impaction bone grafting: a novel technique for the pressure and tension side cortex comminuted femoral neck fractures (PTC FNF)	Dr.Imran A Ganga Medical Center and Hospital
8.27 AM – 8.36 AM	Scrutiny of derelictions of pfn2 in intertrochanteric fractures	Dr.Aakash Kannauh PSG IMSR, Coimbatore
8.36 AM – 8.45 AM	Unstable coronoid fractures - "Alacarte approach in terrible triad protocol"	Dr.Nishaanth Ragavan Rex Ortho Hospital
8.45 AM – 8.54 AM	Suprapatellar vs infrapatellar approaches to tibia nailing - our institutional experience	Dr.Praveen Vairamuthu MMC
8.54AM – 9.03 AM	"pelvic infix - a safe and reliable treatment for unstable pelvic ring fractures"	Dr.Siddharth P Kovai Medical Center and Hospital



Hall A



DAY 2 | 11-02-2023
Saturday

TNOA Prof C. VYAGESWARADU MEDAL FOR ORTHOPAEDICS

Chairpersons : Prof. P V Vijayaragavan, Prof. L Pavalan

(All presentations - 7+ 2mins discussion)

9.15 AM – 9.24 AM	Blood loss in total knee replacement- combined iv and ia administration of tranexamic acid compared with iv " only administration of tranexamic acid" randomized controlled study	Dr.Praveen Govardhan Vasanthi Orthopaedic Hospital
9.24 AM – 9.33 AM	The second hip fracture: a novel observational study of the probable risk factors and radiographic hip geometry parameters that can predict it	Dr.Sanjana Nandakumar Ganga Hospital
9.33 AM – 9.42 AM	Effect of synthetic bone grafts in management of non-union in long bones	Dr.Muthamilselvan Kumanan Tirunelveli Medical College Hospital
9.42 AM – 9.51 AM	The clinical and radiological outcome of internal fixation in a regenerating bone treated by LRS for gap non union	Prof. Jayaprakash K V MAPIMS
9.51 AM – 10.00 AM	A novel, simple and less expensive method for fasciotomy wound closure following compartment syndrome - modified purse string suture technique	Dr.Pughazhendhi PM Madurai Medical College and Hospital

THE MASTERS TIME TRAVEL - AN INSPIRATION

Chairpersons : Dr. C. Raja Ravi Varma

10.15 AM-11.30AM	"Setting a Goal and pursuing it"	Prof. T. Jeyaraman Salem
	"Perception of a Teacher and the Student"	Prof. A. Rajamani Madurai
	"Academics vs Association - The art of Balancing and being Successful at that"	Prof. R. Selvaraj Chengalpattu
	"From Humble beginnings to International Repute - A Journey to Cherish"	Dr. P.V. Jayasankar Chennai

Hall A



DAY 2 | 11-02-2023
Saturday

TNOA ORATIONS

**Chairpersons – Dr. M. Vanasekar, TNOA President
Dr. C.J. Ravi, TNOA Secretary**

11.30AM – 1.00 PM

TNOA Dr. N. S. NARASIMHAN ORATION
Change is the only constant in life – My
journey of four decades in Hip Arthroplasty

Prof. Rajesh Malhotra
New Delhi

TNOA Dr. M. NATARAJAN ORATION
Looking Beyond!

Prof. Antony Vimal Raj
Chennai

1.00 PM – 2.00 PM

LUNCH

CAREER GUIDANCE FOR PGs

2.00 PM – 2.20 PM

The Art Of Delighting A Patient

Dr Manivannan Selvaraj
Founder and Managing Director,
Kauvery Group of Hospitals

EARLY DAYS Final year PG to few years

Moderator:
Dr. C Sugavanam
Salem
Panelists :
Prof S.Mugundhan
Coimbatore
Dr. Bhupesh Karthik
Hosur
Dr. Vishnu Prasad
Salem
Dr. M. Navin Kumar
Chennai
Dr. Francis Roy
Tirunelveli

2.20 PM – 2.50 PM

CAREER CHOICES

Panelists
Dr. Pari Selvaraj
Coimbatore
Dr. Prahalad Singhi
Madurai
Dr. Arun Kannan
Chennai
Dr. J. Terrence Jose Jerome
Trichy
Dr. Ravikumar
Railways, Chennai

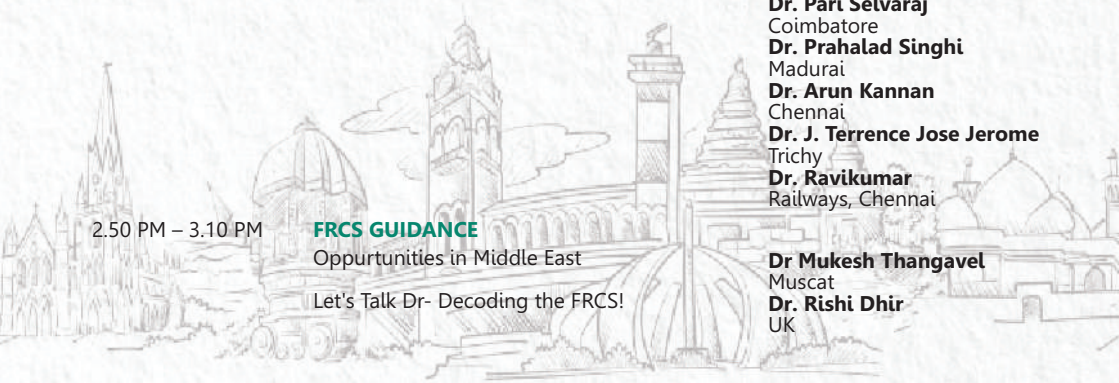
2.50 PM – 3.10 PM

FRCS GUIDANCE

Opportunities in Middle East

Let's Talk Dr- Decoding the FRCS!

Dr Mukesh Thangavel
Muscat
Dr. Rishi Dhir
UK



Hall A



DAY 2 | 11-02-2023
Saturday

TNOA Prof. M. RAMANATHAN MEMORIAL GOLD MEDAL FOR CONSULTANTS

Chairpersons : Dr. Natesan, Dr P.V Jayasankar

(All presentations - 7+ 2mins discussion)

3.15 PM – 3.24 PM	Comparative study of static vs expandable interbody fusion cages after corpectomies done for spondylodiscitis in 80 patients	Dr. Vetri Nallathambi Meenakshi Mission Hospital & Research Centre
3.24 PM – 3.33 PM	Level 1 RCT-randomized controlled trial for ACL+MCL combined injury in 90patients (internal bracing vs repair vs non-operative for MCL)	Dr. Ramakanth Rajagopalakrishnan Ganga Hospital
3.33 PM – 3.42 PM	Results of two stage revision TKR in periprosthetic joint infection- an analysis of consecutive 52 cases	Dr. Sugavanam C London Ortho Speciality Hospital
3.42 PM – 3.51 PM	A clinically applicable predictive score in single level lumbar disc disease for formulating a surgical plan.	Dr. Subramaniam Macherla Haribabu Chettinad Hospital and Research Institute
3.51 PM – 4.00 PM	Alarming out come in extended total knee arthroplasties in poor people -what next?	Dr. K. Mani Kumarasamy Arvinth Hospital
4.00 PM – 4.09 PM	Knee instability following fractures around knee joint - an analytical study	Dr. Prahalad Kumar Singhi Preethi Hospitals Pvt Ltd (Pims)
4.09 PM – 4.18 PM	Degenerative lumbar canal stenosis treatment by full endoscopic decompression under functional anaesthesia - experience of 52 patients with 19 month follow up	Dr. Palanikumar Chellamuthu Spinal endoscopy and Ortho Clinic Erode

4:30PM – 5:30PM

TNOA KMC PG ORTHO QUIZ – PRELIMS
TNOA Dr K R Venkateswar Memorial PG Travelling Fellowship

5.30 PM Onwards

ANNUAL GENERAL BODY MEETING

7.00 PM Onwards

GALA BANQUET DINNER



Hall B

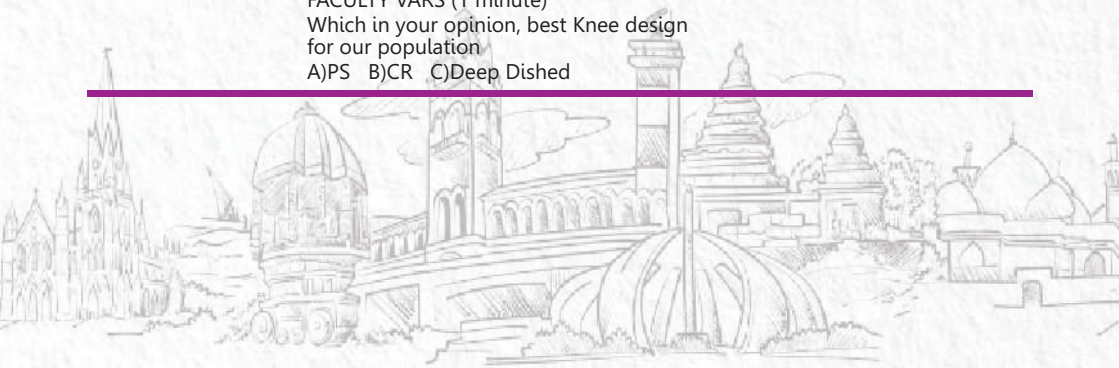


DAY 2 | 11-02-2023
Saturday

KNEE ARTHROPLASTY Session 1 - The Hot Debates in TKR

Moderator : Dr. Ajit Yadav, Dr. Suryanarayanan

8.30AM-8.36AM	Isolated medial compartment osteoarthritis knee: Unicompartmental is a viable option	Dr. Bharath Kumar Chennai
8.37AM - 8.42AM	TKR satisfies all needs!	Dr. Paari Selvaraj Coimbatore
8.43 AM - 8.45AM	Summary and Take home message	Dr. Ajit Yadav Chennai
	FACULTY VARS (1 minute) On patient relevant outcomes : your choice for isolated medial compartmental osteoarthritis (AMOA): A) UKR B)TKR	
	2. Which design is optimal? - Debate	
8.47 AM - 8.52AM	A. CR – the knee with best survivorship?	Dr. Balasubramaniam Coimbatore
8.53 AM - 8.58 AM	B. PS – the best balanced knee?	Dr. J SathishKumar Coimbatore
8.59 AM - 9.04AM	C. Deep Dished: The optimal middle path?	Dr. Chandana R. Karunathilaka Sri Lanka
9.05 AM - 9.07AM	Summary and Take home message	Dr. Suryanarayan Chennai
	FACULTY VARS (1 minute) Which in your opinion, best Knee design for our population A)PS B)CR C)Deep Dished	



Hall B



DAY 2 | 11-02-2023
Saturday

SESSION 2 - Alignment Philosophies in TKR

Debate Moderators : Dr. Krishna Kiran, Prof. Rajesh Malhotra

9.09 - 9.14 AM	A. Mechanical : The goal standard, still?	Dr. Krishna Subramanyam Hyderabad
9.15 - 9.20 AM	B. Kinematic : Function over longevity?	Dr. Ragunandan Chennai
9.21 - 9.23 AM	Summary and take home message FACULTY VARS (1 minute) Your preferred alignment philosophy in TKR A) Mechanical B) Kinematic or variants	Prof. Rajesh Malhotra New Delhi

Man Vs Machine: Debate

9.25 - 09.30 AM	A. Conventional: Works well in my hands!	Dr. Sugavanam Salem
9.31 - 9.36 AM	B. Robotic: Worth the hype!	Dr. Mukesh Mohan Trichy
9.37 - 9.39 AM	Summary and take home message	Dr. Krishna Kiran Hyderabad

PANEL DISCUSSION - Perioperative Management in Arthroplasty

Moderator : Dr. Jayakumar, Dr. Ranjith S.D.I

Panelists : Dr. Sivamurugan, Dr. Kunal, Dr. Ravikumar, Dr. Partha, Dr. R.M Vignesh Karthik, Dr. Sankaralingam

9.41AM – 10.10AM	DVT prophylaxis Infection protocols Bilaterals Periop- RA Periop- Analgesia Scannograms Tourniquet Patella resurfacing
------------------	---

FACULTY VARS

- DVT prophylaxis choice of drug:** A) LMW Heparin / oral anticoagulants B) Aspirin + Mechanical
- Post-OP Antibiotic protocol :** A) 2 doses Intravenous only B) Any form of extended antibiotic coverage
- As routine pre op planning for all TKR cases in 2023** A) Short knee X ray is sufficient B) Lower limb scanogram is mandatory

Hall B



DAY 2 | 11-02-2023
Saturday

PANEL DISCUSSION – Complex Primary TKR

Moderator : Dr. Sathish Devadoss, Dr. Arumugam

Panelists : Dr. Venkataraman, Dr. Yuvaraj, Dr. Krishna Subramanyam, Dr. Raj Kanna, Dr. Vinoth

10.11 AM – 10.50 AM
Varus knee
Valgus knee
FFD
Stress fracture
Bone defect
Stiff knee

FACULTY VARS

1. **Approach of choice for TKR in a valgus knee** A) Medial parapatellar B) Lateral parapatellar
2. **MCL pie crusting in varus knees** A) Very good option B) Must never be done
3. **Is stem mandatory if structural bone grafting is done** A) Yes B) No

PANEL DISCUSSION – Complex TKR & Revisions

Moderators : Dr. Rajkumar, Dr. Krishna Kiran

Panelists : Dr. AB Govindaraj, Dr. Ramesh, Dr. Chandana, Dr. Srinivas Kasha, Dr. Rex

10.51AM -11.30AM
1. Extra – articular deformity
2. Revision for infection
3. Managing bone loss in revision
4. Levels of constraint: when to use PS/ VVC / Hinge in revisions

FACULTY VARS


- 1) **In MCL deficient knee** A) Hinge is mandatory B) VVC (TC3 / CCK) is acceptable
- 2) **In the Indian scenario, is one stage revision acceptable in selected cases** A) Yes B) No
- 3) **When used without sleeves, preferred stem in revision TKR** A) Uncemented B) Cemented

11.30AM – 1.00 PM

TNOA ORATIONS

1.00 PM – 2.00 PM

LUNCH



Hall B



DAY 2 | 11-02-2023
Saturday

HIP ARTHROPLASTY SESSION I - Basics: Getting a strong foundation

Moderator : Dr. Kosygan, Dr. Kalaivanan

01.30 - 01.36 PM	1. Bearing option in THR: Is Ceramic on Poly the current gold standard for the young and the old	Dr.Shankar Kurpad Bangalore
01.37 - 01.42 PM	2. My choice of cementless femoral stems in primary THR -When & Why? Collared or Not? d standard for the young and the old	Dr. Krishna Kiran Hyderabad
01.43 - 01.48 PM	3. Achieving good cup position & fixation in primary THR -Tips & Tricks	Prof. R.H. Govardhan Chennai
01.49 - 01.53 PM	Moderator Comments	

FACULTY VARS

1. Do you routinely use COC in young patients A)Yes B)No
2. In uncemented stem, your preferred choice A)Collared Stem B)Collarless Stem
3. Your choice of uncemented stem A) Fully HA coated B)Proximally porous coated

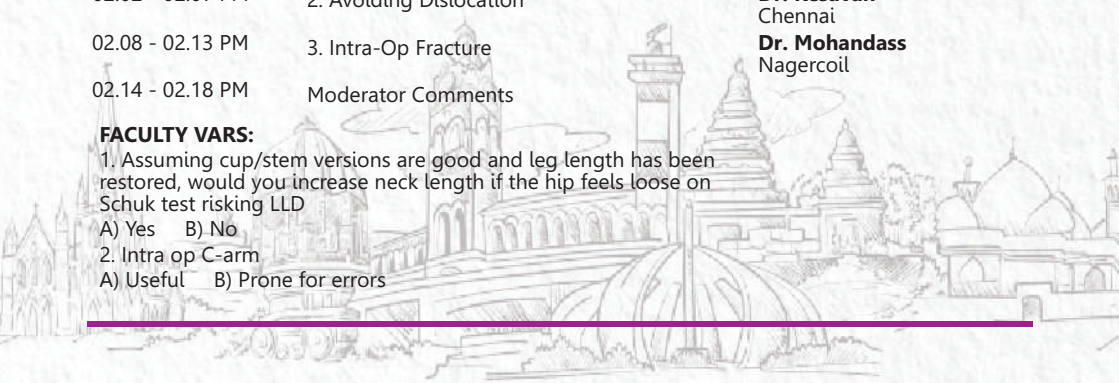
SESSION II - Save Thyself: Avoiding technical complications

MODERATOR : Dr. John T John, Dr. VJ Senthil

01.56 - 02.01 PM	1.Limb Length Discrepancy	Dr. Anil Oomen Vellore
02.02 - 02.07 PM	2. Avoiding Dislocation	Dr. Kesavan Chennai
02.08 - 02.13 PM	3. Intra-Op Fracture	Dr. Mohandass Nagercoil
02.14 - 02.18 PM	Moderator Comments	

FACULTY VARS:

1. Assuming cup/stem versions are good and leg length has been restored, would you increase neck length if the hip feels loose on Schuk test risking LLD
A) Yes B) No
2. Intra op C-arm
A) Useful B) Prone for errors



Hall B



DAY 2 | 11-02-2023
Saturday

SESSION III - Rapid Fire: Debates in primary THR

Moderators: Dr. Suryanarayan, Dr. Rex

(A) Different approaches but common goal:

02.21 - 02.26 PM	1. Direct anterior Approach : Should young surgeons take it up?	Prof. Rajesh Malhotra New Delhi
02.27 - 02.32 PM	2. Conventional Approaches (Posterior/Anterolateral): Should we look beyond the known angle?	Dr. Muthuvel Rajan Madurai
02.33 - 02.36PM	Summary and Take home message	Dr. Suryanarayan Chennai

FACULTY VARS

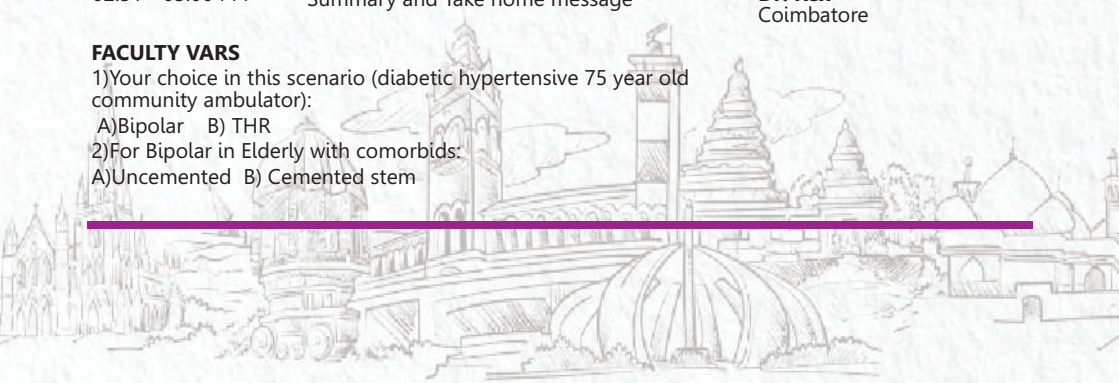
- 1) Should direct anterior be taught for simple primary THR in the Indian scenario
A) Yes B) No
- 2) Does anterolateral approach cause abductor weakness
A) Yes B) No
- 3) Can complex primary be addressed using anterolateral approach
a) Yes B) No

(B) Femoral neck fracture in diabetic hypertensive 75 year old community ambulator

02.39- 02.44 PM	1. Hemiarthroplasty- Minimalistic approach?	Dr. Manimaran Salem
02.45 - 02.50 PM	2. THR- Optimizing function at a cost?	Dr. Avtar Singh Amritsar
02.51 - 03.00 PM	Summary and Take home message	Dr. Rex Coimbatore

FACULTY VARS

- 1) Your choice in this scenario (diabetic hypertensive 75 year old community ambulator):
A) Bipolar B) THR
- 2) For Bipolar in Elderly with comorbidts:
A) Uncemented B) Cemented stem



Hall B



DAY 2 | 11-02-2023
Saturday

PANNEL DISCUSSION – COMPLEX PRIMARY THR – 6 CASES

Moderator : Dr. Vijay C Bose, Dr. Dhanasekera Raja
Panelists : Dr. Gokulraj, Dr. Mohan Kumar, Dr. Ajit Yadav, Dr. Mohandas
Dr. Shankar Krupad, Dr. N. Nandakumar, Dr. John T John

03.00 PM –03.45PM

1. Post acetabular fracture
2. Protrusio
3. Failed inter-trochanteric fractures
4. Fused hip
5. DDH
6. TB hip

FACULTY VARS

- 1) Displaced Acute acetabular fracture in 65+ age:
A) Immediate B) Delayed THR
- 2) In ank spond with fused hips and stiff spine- Is dual mobility preferable in all cases
A) Yes B) No
- 3) Crowe II and III: Your Choice
A) Anatomic Hip B) High Hip Centre
- 4) THR timing after starting ATT:
A) Immediate B) Delayed by 6-12 weeks

REVISION THR: SIMPLIFYING THE COMPLEX: CASE BASED DISCUSSION

Moderator : Prof. Rajesh Malhotra, Dr. Anil Oomen
Panelists : Dr. VJ Senthil, Dr. Shanmugasundaram Dr. Leo Joseph
Dr. Kosygan Dr. Suryanarayan Dr. Avtar Singh

03.46 - 04.30 pm

1. When to use ETO or Alternatives to ETO in removing well fixed stems: 1 Representative case
2. Managing acetabular bone loss in revision THRFACULTY VARS:
Allografts or Augments for MODERATE superolateral defect needing support A) Structural allograft B) Metal augments
3. Managing femoral bone loss in revision THRFACULTY VARS:
In a given situation, if both works my choice is A) modular B) monoblock stems
4. Revision of unstable hip arthroplasty FACULTY VARS:
In case of recurrent THR dislocations Is Dual mobility a must A) Yes B) No
5. Periprosthetic femoral fractures:
6. Early/Short term loosening of cementless stem (Dorr A canal)

4:30PM – 5:30PM

TNOA KMC PG ORTHO QUIZ – PRELIMS
TNOA Dr K R Venkateswar Memorial PG Travelling Fellowship

5.30 PM Onwards

ANNUAL GENERAL BODY MEETING

7.00 PM Onwards

GALA BANQUET DINNER



DAY 2 | 11-02-2023
Saturday

SPINE DEGENERATIVE SPINE

Moderators: Dr.Vignesh Jayabalan, Dr.Vignesh Pushparaj
Panelists: Dr. Nalli R Uvaraj, Dr.Venkatesh Krishnan, Dr. Karthik Kailash,
Dr. Mukesh Mohan G

8.00 AM-8.07 AM	Case discussion - Degenerative spondylolisthesis	Dr. Jaikish Trichy
8.08 AM-8.14 AM	Low grade degenerative spondylolisthesis - Management options	Prof. Nalli R Uvaraj Chennai
8.15 AM-8.21 AM	Case discussion - High grade spondylolisthesis	Dr. Phani Kiran S Chennai
8.22 AM-8.28 AM	High grade spondylolisthesis - Management options	Dr. Rohit Amritanand Vellore
8.29 AM-8.35 AM	Role of MISS in Spondylolisthesis	Dr. Karthik Kailash Chennai
8.35 AM - 8.40 AM	Discussion	

SPINE TRAUMA

Moderators: Dr. PV Thirumalaimurugan, Dr. B Vijay Anand
Panelists: Dr. S. Parthasarathy, Dr. Muralidharan Venkatesan, Dr. R.Sivakumar,
Dr. K.Thanigaimani

8.41 AM-8.47AM	Case discussion - Thoracolumbar A4 Fracture	Dr. Dilip Chand Raja Chennai
8.48 AM-8.54 AM	Surgical Strategies in the management of Thoracolumbar spine fractures	Dr. S Parthasarathy Chennai
8.55 AM-9.01 AM	Case discussion - Cervical Fracture	Dr. Yuvaraja Murugan Puducherry
9.02 AM-9.08 AM	Surgical Strategies in the management of Cervical spine fractures	Dr. Aju Bosco Chennai
9.09 AM-9.15 AM	Discussion	



DAY 2 | 11-02-2023
Saturday

OSTEOPOROTIC VERTEBRAL FRACTURES

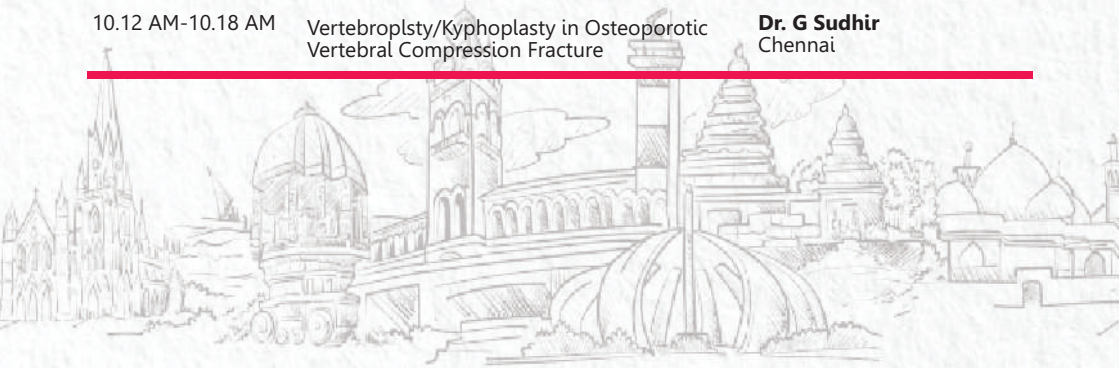
Moderators: Dr. Nitesh Rathi, Dr. Yogesh Kumar
Panelists: Dr. M.H Subramaniam, Dr. V Ravi, Dr. T Karikalani

9.17 AM-9.23 AM	Case discussion – Osteoporotic fractures without neurological deficit	Dr. N Ajit Kumar Trichy
9.24 AM-9.30 AM	Role of augmentation procedures in OVCF	Dr. M.H Subramaniam Chennai
9.31 AM-9.37 AM	Case discussion – Osteoporotic fractures with neurological deficit	Dr. K. Karthick Anand Puducherry
9.38 AM-9.44 AM	Management of OVCF with neurological deficit	Dr. Justin Arockiaraj Vellore
9.45 AM - 9.51 AM	Discussion	

VIDEO DEMONSTRATION (HOW I DO IT) - SESSION 1

Moderator: Dr. R Sivakumar, Dr. Sridharan Namboothiri

9.51 AM-9.57 AM	Anterior Cervical Discectomy and Fusion	Dr. Appaji Krishnan Chennai
9.58 AM-10.04 AM	Global reconstruction in Tuberculous spondylodiscitis through an all posterior approach	Dr. Ajoy Prasad Shetty Coimbatore
10.05 AM-10.11 AM	Over the top decompression and fusion for degenerative spondylolisthesis	Dr. Venkatesh Krishnan Vellore
10.12 AM-10.18 AM	Vertebroplasty/Kyphoplasty in Osteoporotic Vertebral Compression Fracture	Dr. G Sudhir Chennai





DAY 2 | 11-02-2023
Saturday

VIDEO DEMONSTRATION (HOW I DO IT) - SESSION 2

Moderators: Dr.S.Karunakaran, Dr. Ajoy Prasad Shetty

10.19 am-10.26 am	MIS pedicle screw fixation	Dr. Vishal B Peshattiwar Mumbai
10.27 am-10.34 am	Undercutting facetectomy by mini open approach for lumbar canal stenosis	Dr. K. Balasubramaniam Trichy
10.35 am- 10.42 am	Transforaminal Endoscopic Discectomy under Local Anaesthesia for a migrated lumbar disc	Dr. Palanikumar Chellamuthu Erode
10.43 am-10.50 am	Transforaminal Endoscopic decompression for Lumbar canal stenosis	Dr. Ashok Sridhara Subramanian UK
10.51 am- 10.58 am	Full Endoscopic Interlaminar Discectomy	Dr. Pritem Rajamani Madurai

HOW I DEAL WITH COMPLICATIONS?

Chairpersons: Dr. S Rajasekaran, Dr. Rajagopalan
Panelists : Dr. Rishi Kanna, Dr. R.Barani, Dr. C.S. Vishnuprasath, Dr. Jvagher Jill, Dr. K.S Vijayanand

11.00 AM	Recurrent disc proplase – Decision making and Surgical tips for revision decompression and discectomy	Dr. Rishi Kanna Coimbatore
11.07 AM	Post-operative spondylodiscitis	Dr. R. Barani Chennai
11.14 AM	Failed surgery in the osteoporotic spine	Dr. C.S Vishnuprasath Salem
11.21 AM	Cage malposition after TLIF surgery	Dr. Jvagher Jill Chennai
11.28 AM	Post-operative radiculopathy in instrumented spine surgeries	Dr. K.S Vijayanand Coimbatore

11.30AM – 1.00 PM TNOA ORATIONS

1.00 PM – 2.00 PM LUNCH



DAY 2 | 11-02-2023
Saturday

FOOT AND ANKLE SESSION 1 – NON TRAUMATIC FOOT AND ANKLE

Chairpersons : Prof. Mathivanan P, Prof. Muthukumar
Moderators : Dr. Parthiban, Dr. Dharmarajan.J

2.00 PM – 2.10 PM	TTC Fusion	Dr. A. Suresh Kumar Tirunelveli
2.10 PM – 2.20 PM	Tendoachilles Tendinitis	Dr. Jerry Sam Chennai
2.20 PM – 2.30 PM	MI Surgeries in Hind Foot	Dr. Karthik Hariharan UK
2.30 PM – 2.40 PM	Mid Foot Fusion and arch reconstruction	Dr. Ramakanth Coimbatore
2.40 PM – 2.50 PM	Is Diabetic Foot an Orthopaedic Domain?	Dr. T V Raja Chennai
2.50 PM – 3.00 PM	Metatarsalgia	Dr. Arun Kumar Ramanathan Chennai

SESSION 2

3.00 PM – 3.30 PM	Pannel Discussion On Difficult Cases	PANELISTS: Dr.Kartik Hariharan Dr.T.V.Raja Dr.Arun Kumar Ramanathan Dr.Partiban Dr.Sundararajan Dr.J.Dharmarajan
-------------------	--------------------------------------	---

SESSION 3 – FOOT AND ANKLE TRAUMA

Chairpersons : Dr. S. Natarajan, Dr. Mani.K

3.30 PM - 3.40 PM	Syndesmotoc Injuries	Dr. Dharmarajan Chennai
3.40 PM - 3.50 PM	Lisfranc Injuries	Dr. Parthiban Chennai
3.50 PM – 4.00 PM	Surgical Statergies in Pilon Fractures	Dr. Karthik Hariharan UK
4.00 PM – 4.10 PM	Bimalleolar fracture dislocation – surgical emergency?	Dr. Bharathi Selvan Chidambaram
4.10 PM – 4.20 PM	Decision making in Talus Fracture	Dr. Marimuthu Tirunelveli
4.20 PM – 4.30 PM	Calcaneal Fractures	Dr. Velmurugan Chennai

4:30PM – 5:30PM	TNOA KMC PG ORTHO QUIZ – PRELIMS
5.30 PM Onwards	TNOA Dr K R Venkateswar Memorial PG Travelling Fellowship
5.30 PM Onwards	ANNUAL GENERAL BODY MEETING
7.00 PM Onwards	GALA BANQUET DINNER

Hall D



DAY 2 | 11-02-2023
Saturday

INFECTIONS


Chairpersons : Dr. Elangovan .P, Prof. Mohan Gandhi

8.10AM-8.20AM	The Sanctity of Operation Theatre	Dr. K. Selvam Chennai
8.20AM-8.30AM	Peri-prosthetic joint infection – Treatment options	Dr. Kalaivanan K Chennai
8.30AM-8.40AM	Safe use of Antibiotics in Orthopaedic Surgery – Current Guidelines	Dr. S. Venkatesh Babu Tirunelveli
8.40AM-8.50AM	Recent advances in IAFF (Infection After Fracture Fixation)	Dr. G. Rajeshkanna Chennai
8.50AM-9.00AM	Local Antibiotic Delivery Systems	Dr Navin Thakkar Ahmedabad

ILIZAROV & DEFORMITY CORRECTION SESSION – 1

Chairpersons : Dr. Abdul Hameed Ansari.S, Dr. Thiyagu.S.P

9.00AM–9.15AM	Safe Zones of tibia and femur	Dr. Giriraj Chennai
9.15AM–9.30AM	Non-union of tibia – beginners guide	Dr. Sridhar Namakkal
9.30AM–10.00AM	Evolution of deformity correction	Dr. Milind Chaudhary Akola
10.00AM-10.15AM	Limb length discrepancy – still confused? Solution is here	Dr. Suresh Gandhi Puducherry



Hall D



DAY 2 | 11-02-2023
Saturday

ILIZAROV & DEFORMITY CORRECTION SESSION – 2

Chairpersons : Dr. Sundara Pandian R, Dr. Ravichandean

10.15AM–10.30AM	Application of ilizarov in upper limb	Prof. R.H. Govardhan Chennai
10.30AM–11.00AM	Complex deformity – how to approach	Dr. Vasudevan Palakkad
11.00AM–11.15AM	Complications of ilizarov surgery and their management	Dr. Manoharan Vellore
11.15AM–11.30AM	Latest in limb reconstruction	Dr. Subramanya Gandhi Chennai

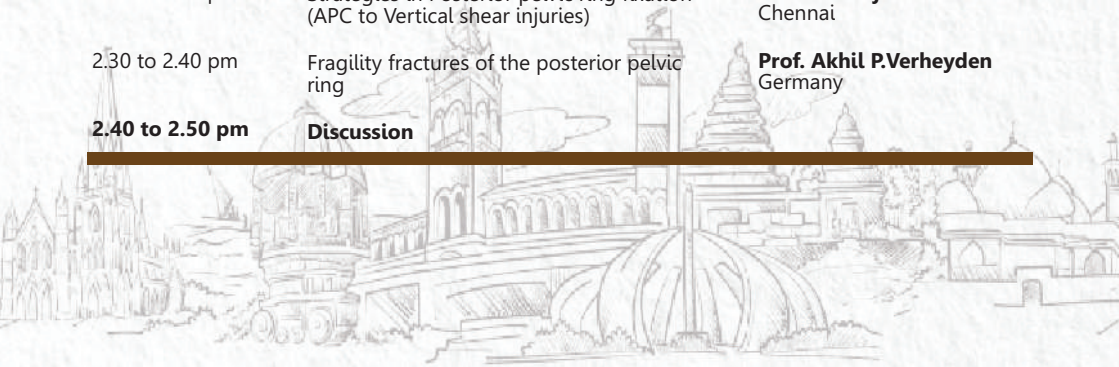
11.30AM–1.00 PM TNOA ORATIONS

1.00 PM–2.00 PM LUNCH

PELVI – ACETABULAR SESSION SESSION 1 – PELVIS

Chairpersons : Dr. Jaikish, Prof. Mohana Sundaram K

2.00 to 2.10 pm	Pelvic injury management in Emergency room	Prof. Ramprasath Chengalpattu
2.10 to 2.20 pm	Anterior ring disruptions- Fixation options?	Dr. Ramasamy Trichy
2.20 to 2.30 pm	Strategies in Posterior pelvic ring fixation (APC to Vertical shear injuries)	Dr. Gokulraj .D Chennai
2.30 to 2.40 pm	Fragility fractures of the posterior pelvic ring	Prof. Akhil P.Verheyden Germany
2.40 to 2.50 pm	Discussion	



Hall D



DAY 2 | 11-02-2023
Saturday

SESSION 2 – ACETABULUM

Chairpersons : Dr. V. Kannan, Dr. R. Vijayaragavan

2.50 to 3.10 pm	Modified iliofemoral approach- How I do it ?	Prof. Ramesh Sen Chandigarh
3.10 to 3.20 pm	Decision making in acetabular fractures for uneventful outcome	Prof. V. Singaravelu Chennai
3.20 to 3.30 pm	How Do I approach a delayed presentation of a acetabular fracture?	Prof. Ramesh Sen Chandigarh
3.30 to 3.40 pm	Indications for combined (anterior and posterior) approaches in complex acetabular fractures	Dr. Devendra Agraharam Coimbatore
3.40 to 3.50 pm	Safe Corridors at pelvi acetabulum and way to get your screws percutaneously	Prof. R.T. Parthasarathy Salem
3.50 to 4.00 pm	My options in Acute and Delayed THR in acetabular fractures	Dr. Govardhan Chennai
4.00 to 4.10 pm	Discussion	
4.10 to 4.30 pm	Case based discussion on Pelvi-Acetabular fractures	Dr. Ramesh Perumal Coimbatore

4:30PM – 5:30PM
TNOA KMC PG ORTHO QUIZ – PRELIMS
TNOA Dr K R Venkateswar Memorial PG Travelling Fellowship

5.30 PM Onwards
ANNUAL GENERAL BODY MEETING

7.00 PM Onwards
GALA BANQUET DINNER



Hall E



DAY 2 | 11-02-2023 Saturday

Day – 2 Hall E			
Miscellaneous – 1 (8.00AM-8.50AM)			
Chairpersons - Prof. G. Ramesh Prabu, Dr. P. Lakshmi Narayan			
S.No	Time	Title	Name
1	8.00AM-8.05AM	Is sodium channel blocker more effective in management of radiculopathy than epidural analgesia	Dr Balasubramaniam Kk
2	8.05AM-8.10AM	Observational study to identify the different causes of gluteal pain through clinical and radiological imaging and to evaluate its disability	Dr Jonathan Moses
3	8.10AM-8.15AM	Injury Prediction Model for lower limb sports injuries - A novel machine learning based approach:	Dr Girinivasan Chellamuthu
4	8.15AM-8.20AM	Should the first impression be the best impression- Role of psychological perceptives of patients with fracture about the emergency department in deciding the treatment continuation.	Dr Sridaran Vedyappan
5	8.20AM-8.25AM	Role of serological markers such as C-Reactive protein and Interleukin 6 in response to Post operative infection in patients with open fractures	Dr Jebaraj JPV
6	8.25AM-8.30AM	A case series of Avascular Necrosis of Left hip Managed by Core Decompression with Bone marrow Injection Procedure	Dr Jafer sareef
7	8.30AM-8.35AM	Coraco-Gleno-Scapular Line" - A simple tool to assess significant glenoid bone defect	Dr Satish Kumar
8	8.35AM-8.40AM	Anatomical GIRD- a prevalent non pathologic entity among overhead players: A cross sectional study among college level athletes from South India	Dr Shyam Sundar
9	8.40AM-8.45AM	How does medial compartment osteoarthritis of knees respond to proximal fibular osteotomy at one year ? " A prospective analysis of 26 knees	Dr Anandanarayan Muruganandam
10	8.45AM-8.50AM	Parenteral Vit D 3 And Non-Specific Body Pains	Dr Sarath Babu A N

Day – 2 Hall E			
Orthobiologics (8.55AM-9.40AM)			
Chairpersons - Dr. Rajasekar P., Dr. Sathish M.			
S.No	Time	Title	Name
1	8.55AM-9.00AM	Is intra-articular platelet rich plasma injection safe and effective in osteoarthritis knee? - a prospective study.	Dr Kattu Bava N
2	9.00AM-9.05AM	Comparative Study of Local Injection of Platelet Rich Plasma versus Corticosteroids in the Treatment of Lateral Epicondylitis (Tennis Elbow)	Dr Mohamed Syed Moosa
3	9.05AM-9.10AM	A study of functional and clinical outcome of use of intra articular injection of Hyaluronic acid in early osteoarthritis of knee	Dr Natesh Saravanan
4	9.10AM-9.15AM	Functional outcome analysis of Avascular Necrosis of Femoral Head in Early stage (stage 2) Managed with combination Therapy of Bisphosphonates with Core Decompression and Bone Marrow Aspirate Concentrate Infusion " A Prospective Study	Dr Paramaguru Rajesh
5	9.15AM-9.20AM	Reversal of bone marrow edema in avascular necrosis with hyperbaric oxygen therapy - early results of 2 cases	Dr Sachithanandam V
6	9.20AM-9.25AM	Platelet-rich plasma therapy ensures pain reduction in the management of lateral epicondylitis " PRISMA-compliant network meta- analysis of randomized controlled trials	Dr Kathan Talsania
7	9.25AM-9.30AM	Promising results of cultured osteoblasts in the management of osteonecrosis of femoral head	Dr Madhan Jeyaraman
8	9.30AM-9.35AM	The functional outcome and efficacy of our cost effective LP-PRP in treatment of early osteoarthritis knee	Dr Aditya Balaji
9	9.35AM-9.40AM	Does Scaffold-based delivery of Mesenchymal Stromal Cells give Superior results in Knee Osteoarthritis? – Meta-Analysis of Randomized Controlled Trials	Dr Packkyarathinam R.P.

Hall E



DAY 2 | 11-02-2023
Saturday

Day – 2 Hall E			
Arthroscopy Knee – 1 (9.45AM-10.35AM)			
Dr. Pradeepkumar K., Dr. S. I. Kumareswaran			
S.No	Time	Title	Name
1	9.45AM-9.50AM	Medial meniscus root repair suspension vs bone bridge technique. Comparison of 20 cases.	Dr M.Sivakumar Mani
2	9.50AM-9.55AM	Functional outcome of partial ACL tear treated with fibre tape augmentation	Dr Raam Mohan S
3	9.55AM-10.00AM	Anatomical footprints as a guide to Arthroscopic ACL Reconstruction - Clinical outcome	Dr Pravin Kumar
4	10.00AM-10.05AM	Four stranded/five stranded hamstring graft for ACL reconstruction - a short term post op follow up of 25 cases	Dr Harish mani
5	10.05AM-10.10AM	Anterior cruciate ligament remnant preservation in anterior cruciate ligament reconstruction surgery in young athletic patients from SRM institute of science and technology	Dr Thirumalai G
6	10.10AM-10.15AM	Clinical outcome of Medial meniscal posterior root tear repaired by Arthroscopic transtibial pull through technique in a middle age population æ” A Case series	Dr Kanchan N
7	10.15AM-10.20AM	A comparative study between the functional outcome of patellar tendon bone and hamstring tendon autograft in arthroscopic anterior cruciate ligament reconstruction	Dr Lalit Chellappa Karpenter
8	10.20AM-10.25AM	Non inferior outcomes of operative v/s non-operatively managed Grade III MCL injuries with concomitant ACL surgery	Dr Deven Rajendra Kuruwa
9	10.25AM-10.30AM	Outcome analysis of arthroscopic ACL reconstruction using autologous grafts in adult.	Dr Saravanan.J Jagadeesan
10	10.30AM-10.35AM	Immediate functional outcome of single tendon technique of La Prade procedure for PLC injury of knee	Dr Vijayasoruban J

Day – 2 Hall E			
Arthroscopy Knee -2 (10.35AM-11.00AM)			
Chairpersons - Dr. Vijayaraj K, Dr. M. J. Krishna Kumar			
S.No	Time	Title	Name
1	10.35AM-10.40AM	Novel trans-osseous fixation method for arthroscopic procedures around the knee: a clinical utility study	Dr Narendran Pushpasekaran
2	10.40AM-10.45AM	Does A Decrease in Posterior Tibial Slope Influence the Outcome of Isolated PCL Reconstruction ?	Dr Owais Ahmed
3	10.45AM-10.50AM	Arthroscopic suture pull out versus augmented suture pull out using Endo Button for Displaced PCL avulsions: A comparative analysis	Dr Sameer Muhammed
4	10.50AM-10.55AM	A cross sectional study on functional outcome of arthroscopic ACL reconstruction using hamstring tendon graft with additional fixation	Dr Shrivishnu Balasubramanian
5	10.55AM-11.00AM	A study of medial patello femoral ligament reconstruction for habitual patella dislocation in a skeletally immature patient	Dr Saran Kannan

11.30AM–1.00 PM

TNOA ORATIONS

1.00 PM–2.00 PM

LUNCH

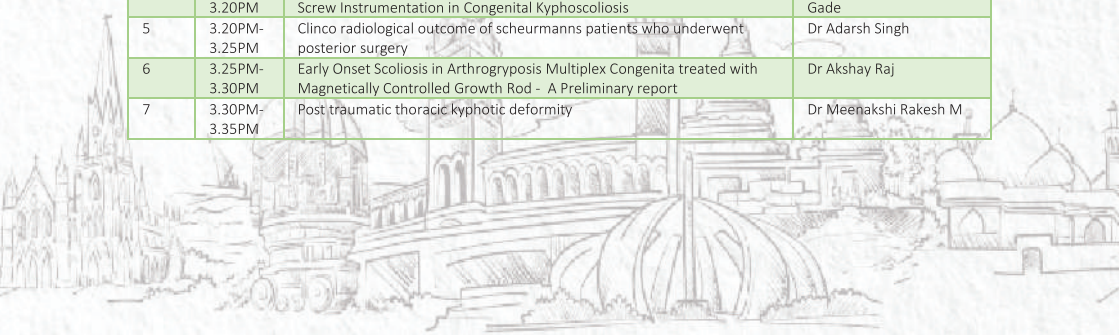
Hall E



DAY 2 | 11-02-2023 Saturday

Day – 2 Hall E			
Spine 2 (2.00PM-2.45PM)			
Chairpersons -Prof. Niranjana M Raghavan Dr. C. S. Vishnu Prasath,			
S.No	Time	Title	Name
1	2.00PM-2.05PM	Anterior cervical discectomy and fusion with stand-alone cage without bone grafting -our experience	Dr Sathish A
2	2.05PM-2.10PM	Is Anterior Cervical Plating necessary for Cage constructs in Anterior Cervical Discectomy and Fusion Surgery for Cervical Degenerative Disorders? Evidence-based on the Systematic Overview of Meta-analyses	Dr Sathish Muthu
3	2.10PM-2.15PM	Cervical laminectomy and lateral mass screw fixation in cervical spondylotic myelopathy- outcome analysis of radiological, neurological & sagittal alignment outcome analysis	Dr Bharat Kumar
4	2.15PM-2.20PM	Surgical site infection following posterior cervical spine surgery- a retrospective study	Dr Arun Subramanian
5	2.20PM-2.25PM	Cervical disc disease with neurological deficit - our institutional experience about anterior vs posterior approach	Dr Sabarathan Karunanithi
6	2.25PM-2.30PM	Is tlf (transforaminal lumbar interbody fusion) a good option for treating spondylolisthesis ?	Dr Yogesh Kendre
7	2.30PM-2.35PM	Is single stage single approach (anterior) to oblique lumbar Interbody fusion enough	Dr Aditya Thakur
8	2.35PM-2.40PM	The Microendoscopic Discectomy " A Quintessential for Management of Lumbar Disc Herniations.	Dr Ganesh Kumar
9	2.40PM-2.45PM	Does Platelet rich plasma enhance fusion in Transforaminal Lumbar Interbody Fusion? A Prospective Clinico-radiological comparative study	Dr Vishnu Vardhan

Day – 2 Hall E			
Spine 3 (3.00PM-3.35PM)			
Chairpersons - Dr. F. Fakhruddin, Dr. Yogesh Kumar			
S.No	Time	Title	Name
1	3.00PM-3.05PM	Modified Lift up Laminoplasty " A Novel Surgical Technique For Long Segment Epi/Intradural Tuberculoma: A Case Series	Dr Selvin Prabhakar
2	3.05PM-3.10PM	A novel technique of ligamentotaxis using mis pedicle screws with vertebroplasty in osteoporotic vertebral fractures with retropulsion and canal compromise	Dr Niren Dalvey Raj T
3	3.10PM-3.15PM	Radiological phenotyping and Functional outcomes of Chronic Coccydynia - A Prospective analysis	Dr Nishat Ahmed
4	3.15PM-3.20PM	Outcome of all Posterior Hemivertebrectomy & Short segment Pedicle Screw Instrumentation in Congenital Kyphoscoliosis	Dr Manu Sasidhar Reddy Gade
5	3.20PM-3.25PM	Clinco radiological outcome of scheurmanns patients who underwent posterior surgery	Dr Adarsh Singh
6	3.25PM-3.30PM	Early Onset Scoliosis in Arthrogyposis Multiplex Congenita treated with Magnetically Controlled Growth Rod - A Preliminary report	Dr Akshay Raj
7	3.30PM-3.35PM	Post traumatic thoracic kyphotic deformity	Dr Meenakshi Rakesh M



Hall E



DAY 2 | 11-02-2023 Saturday

Day – 2 Hall E			
Arthroscopy Knee -3 (3.40PM-4.10PM)			
Chairperson - Dr. Balaji Govindarajan , Dr.R.Ragavanandam			
S.No	Time	Title	Name
1	3.40PM-3.45PM	To evaluate the clinical and radiological outcome of aperture fixation of hamstring autografts on femoral side in arthroscopic anterior cruciate ligament reconstruction	Dr Vidyaprakash Rajendran
2	3.45PM-3.50PM	Peroneus Longus Vs Hamstring autografts in primary ACL reconstruction. Biomechanics at the Harvest site.	Dr Avinash M
3	3.50PM-3.55PM	Arthroscopic assisted modified Fulkerson osteotomy for patellofemoral ailments: Case series	Dr Lokesh Kumar
4	3.55PM-4.00PM	Outcome of Arthroscopic Repair of horizontal meniscal tears with inside out technique and fibrin clot augmentation	Dr Karthikeyan Chinnaswami
5	4.00PM-4.05PM	Outcomes and learning lessons following revision ACL reconstruction among football players	Prof Saseendar Shanmugasundaram
6	4.05PM-4.10PM	Functional and radiological outcomes of medial opening wedge high tibial osteotomy and adjunctive arthroscopic procedures for knee pain in varus deformity: our experience in holistic joint preservation with a minimum two year follow-up	Dr Ram Gautham Ganesan
4:30PM – 5:30PM			
TNOA KMC PG ORTHO QUIZ – PRELIMS TNOA Dr K R Venkateswar Memorial PG Travelling Fellowship			
5.30 PM Onwards			
ANNUAL GENERAL BODY MEETING			
7.00 PM Onwards			
GALA BANQUET DINNER			



Hall F



DAY 2 | 11-02-2023 Saturday

Day – 2 Hall F			
Trauma – 9 (8.00AM-8.50AM)			
Chairpersons - Prof. Murali Mothilal, Dr. Ponraj P.			
S.No	Time	Title	Name
1	8.00AM-8.05AM	Functional and radiological outcome of intertrochanteric fractures, treated with intertan proximal femoral nailing	Dr Venkadesh A
2	8.05AM-8.10AM	Challenges in addressing traumatic compound tibia diaphyseal fracture associated with bone loss - dealt by distraction osteosynthesis using limb reconstruction system prospective outcome analytic study	Dr Abinav Annamalai
3	8.10AM-8.15AM	Fracture specific fixation and recent outcome of CT based type 5 and type 6 tibial plateau fractures with rigid internal fixation	Dr Gnana Sekaran
4	8.15AM-8.20AM	Interlocking intramedullary nailing for distal tibia fractures-a prospective study	Dr Sakthi Periyathambi
5	8.20AM-8.25AM	Analysis of functional and radiological outcome of column specific fixation in tibial plateau fractures	Dr Gokulishnu Jegadeesan
6	8.25AM-8.30AM	The optimum duration of antibiotics prophylaxis for preventing infection in Gustilo-Anderson type 3A an type 3B open tibial fractures- A Randomized Controlled Trial	Dr Mahshook Irfan P C
7	8.30AM-8.35AM	Does primary dual plating alter postoperative fracture collapse and functional outcome in open distal femur fractures? An analysis of 47 patients	Dr Harish .M
8	8.35AM-8.40AM	Clinical outcome of open comminuted intra-articular distal femur fractures	Dr N Arul Prakash Nehru
9	8.40AM-8.45AM	An analysis of the predictors of outcome in distal femur fractures treated with only locking plates based upon the radiological parameters and implant construct	Dr Agraharam Devendra
10	8.45AM-8.50AM	Outcome of bilateral adult femoral shaft fractures	Dr Livingston Abel

Day – 2 Hall F			
Trauma – 10 (8.55AM-9.45AM)			
Chairpersons - Dr. Premnath G., Dr. R. Agniraj			
S.No	Time	Title	Name
1	8.55AM-9.00AM	A prospective study on functional outcome of proximal third tibial shaft fractures treated with intramedullary nailing through suprapatellar approach	Dr Soorya Prakash
2	9.00AM-9.05AM	Comparative study of functional outcome between locking and nonlocking plate fixation in tibial plateau fractures	Dr Naresh Kumar P
3	9.05AM-9.10AM	Clinical and radiological outcome of extra articular distal tibia fracture treated by MIPPO technique	Dr Silambuselvan P
4	9.10AM-9.15AM	Segmental Tibia Fracture- an Infrequent Injury Necessitating Closed Reduction and Intramedullary Nailing by percutaneous method	Dr Umamaheswaran Subramanayan
5	9.15AM-9.20AM	Comparative study of functional outcome of Schatzker type 2 and 3 fractures managed by raft plating with void filler and without void filler	Dr Cheran M
6	9.20AM-9.25AM	Approaches for posterolateral fractures of proximal tibia using modified posterolateral approaches	Dr Anandu Ramanan
7	9.25AM-9.30AM	Prospective study of time of union in segmental tibial fracture treated with unreamed tibial nailing	Dr Ananthan Balusamy
8	9.30AM-9.35AM	Title- Series of floating knee treated with IMIL nailing	Dr Raja Sujith Kumar
9	9.35AM-9.40AM	Functional & radiological outcome of distal femur fractures managed with retrograde nailing	Dr Karthikeyan RM
10	9.40AM-9.45AM	Functional outcome of the various treatment modalities in floating knee injury- a prospective study	Dr Adhil Khan

Hall F



DAY 2 | 11-02-2023 Saturday

Day – 2 Hall F			
Trauma – 11 (9.45AM-10.40AM)			
Chairpersons - Dr. M. Anand, Dr. Kishore K.			
S.No	Time	Title	Name
1	9.45AM-9.50AM	Closed distal tibia fractures treated with LCP by minimally invasive plate osteosynthesis	Dr Arunkumar Rajaram
2	9.50AM-9.55AM	Functional and Radiological outcome of Schatzker's type 5 and type 6 tibial plateau fractures treated with bicolumnar plating	Dr Rizwan Ahamed
3	9.55AM-10.00AM	Functional outcomes of distal third tibia fractures managed by minimally invasive percutaneous Plate osteosynthesis using medial anatomical locking compression plate	Dr Santhoshkumar Sivasubramani
4	10.00AM-10.05AM	Functional and radiological outcome of intramedullary nailing of distal metaphyseal tibial fractures	Dr Prawinkumar S M
5	10.05AM-10.10AM	Functional and radiological outcome of augmentation plating following non - union of long bone diaphyseal fractures	Dr Jes Marshal Pradap Prabakaran
6	10.10AM-10.15AM	Functional and radiological outcome of proximal tibial shaft fractures treated with intramedullary nailing through suprapatellar approach a prospective study	Dr Suresh Duraisamy
7	10.15AM-10.20AM	Retrospective Cohort Study of Functional Outcome of Fracture Shaft of tibia treated with Tibial Intramedullary interlocking Nailing with figure of four techniques in last 5 years	Dr Saravanakumar Kadirvelu
8	10.20AM-10.25AM	A prospective analysis of functional outcomes of displaced extra-articular distal femur fractures internally fixed with distal femur locking compression plate compared with retrograde femoral nailing	Dr Vignesh E
9	10.25AM-10.30AM	Supine Gamma position for Tibial plateau surgeries- A novel technique	Dr Santhosh Kumar Govindaraju
10	10.30AM-10.35AM	Functional outcome of updated three column concept in Proximal tibial fractures	Dr Vijayaragavan R
11	10.35AM-10.40AM	Functional outcome of anatomic all-inside anterior cruciate ligament reconstruction versus standard anatomic anterior cruciate ligament reconstruction – a comparative study	Dr Shylendra Babu P G

Day – 2 Hall F			
Trauma – 12 (10.40AM – 11.05AM)			
Chairpersons -Prof. Nithesh Kumar Rathj, Dr. Sachithanandam V.,			
S.No	Time	Title	Name
1	10.40AM-10.45AM	Clinical and radiological outcome of Schatzker type v and vi tibial plateau fractures managed effectively on traction table by minimally invasive percutaneous plate osteosynthesis technique	Dr Harish S P
2	10.45AM-10.50AM	Prospective study of functional and radiological outcome of Hoffas fractures fixation in distal femur	Dr Vishnuanand Elumalai
3	10.50AM-10.55AM	Prospective study of functional outcomes of open tibial fractures treated with early fixation and early soft tissue coverage	Dr Vinoth Kumar K
4	10.55AM-11.00AM	Functional outcome of management of open fractures both bones leg treated with primary IMIL nailing	Dr Akash Manivannan
5	11.00AM-11.05AM	Hybrid external fixation as a definitive procedure for proximal and distal tibial periarticular fractures	Dr Nawin Suriya Arunachalam

11.30AM–1.00 PM

TNOA ORATIONS

1.00 PM–2.00 PM

LUNCH

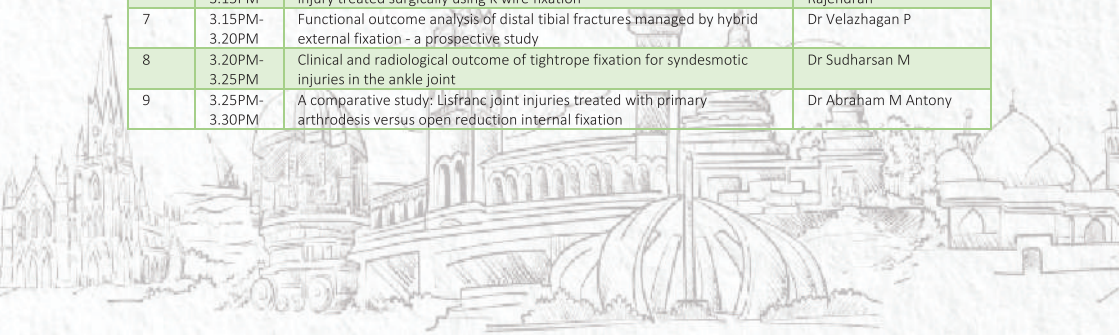
Hall F



DAY 2 | 11-02-2023 Saturday

Day – 2 Hall F			
Trauma – 13 (2.00PM-2.40PM)			
Chairpersons - Dr. Ramesh K., Dr. Dhamodaran S.			
S.No	Time	Title	Name
1	2.00PM-2.05PM	Orthoplasty in Lower Limb Reconstruction : Experiences from a single unit at a tertiary hospital in South India	Dr Anand Kurian
2	2.05PM-2.10PM	A posteromedial approach for open reduction and internal fixation of posteromedial tibial plateau fracture	Dr Jeff Walter Rajadurai
3	2.10PM-2.15PM	Functional and radiological outcome of tibial plateau fracture fixed with bicolumn plating : a prospective study	Dr Dinesh Babu Lakshmanan
4	2.15PM-2.20PM	Analysis of the Functional and Radiological outcome of Interlocking Intramedullary nailing for tibia fractures through suprapatellar approach	Dr Sathish Chandrasekaran
5	2.20PM-2.25PM	Rotational Alignment in tibia diaphyseal fractures with the Suprapatellar Semi-extended Versus Standard Upper Entry Tibial Intramedullary Nailing: A Randomized Controlled Trial (RASPUTIN)	Dr Jubin Jamshed
6	2.25PM-2.30PM	Outcome following various approach methods for distal tibia shaft fractures: a case series on 25 cases.	Dr Abin Mahmood Nizar
7	2.30PM-2.35PM	Functional Outcome of Tibial Plateau fracture treated with Single Lateral Locking Compression Plate	Dr Bishal Chettri
8	2.35PM-2.40PM	Does dual plating for distal femur fractures with metaphyseal comminution results in increased stability and early fracture healing- a case series study	Dr Ebin Jose

Day – 2 Hall F			
Foot And Ankle – 2 (2.45PM-3.30PM)			
Chairpersons - Dr. Arun Prakash, Dr. M. Avinash			
S.No	Time	Title	Name
1	2.45PM-2.50PM	Are Lisfranc Fracture Dislocations an Emergency ?- A Case Series	Dr Sundar Kangeyan
2	2.50PM-2.55PM	Functional outcome of intraarticular calcaneal fractures fixed with percutaneous screws - A Prospective Study	Dr Boblee James
3	2.55PM-3.00PM	Intra articular calcaneal fractures treated with minimally invasive cannulated screw fixation	Dr Sabarisan Natarajan
4	3.00PM-3.05PM	A Prospective analysis and Functional outcomes of bimalleolar fracture ankle with various types of internal fixation	Dr S Sathish Kumar
5	3.05PM-3.10PM	Does of all ankle fractures associated with syndesmotic ligament disruption necessitating for a congruous ankle joint?- A prospective study	Dr Manar Moideen
6	3.10PM-3.15PM	Analysis of the functional outcome in patients sustaining complex foot injury treated surgically using K wire fixation	Dr Vidyaprakash Rajendran
7	3.15PM-3.20PM	Functional outcome analysis of distal tibial fractures managed by hybrid external fixation - a prospective study	Dr Velazhagan P
8	3.20PM-3.25PM	Clinical and radiological outcome of tightrope fixation for syndesmotic injuries in the ankle joint	Dr Sudharsan M
9	3.25PM-3.30PM	A comparative study: Lisfranc joint injuries treated with primary arthrodesis versus open reduction internal fixation	Dr Abraham M Antony




Hall F



DAY 2 | 11-02-2023 Saturday

Day – 2 Hall F			
Trauma – 14 (3.35PM-4.20PM)			
Chairpersons -Dr. Soundar, Dr. S. Ganesh Ram			
S.No	Time	Title	Name
1	3.35PM-3.40PM	Assessment of treatment outcome in supracondylar fractures of humerus Gartland - IIA and IIB in children	Dr Srijan Roychowdhury
2	3.40PM-3.45PM	The management strategy of humerus fracture has recently shifted towards internal fixation and early mobilization from splinting. Use of the Titanium Elastic Nail System (TENS) has been well established for internal fixation in children	Dr Balasubramaniam Kathirvel
3	3.45PM-3.50PM	Effectiveness of lateral pinning in paediatric supracondylar humerus fractures	Dr T.Harish Kumar
4	3.50PM-3.55PM	Our experience with titanium elastic nail system in managing the diaphyseal fractures in paediatric groups	Dr Nithi Arutselvan
6	3.55PM-4.00PM	Functional and radiological outcome in tibial plateau fracture following column specific fixation- a prospective cohort study	Dr Mauli Chandhar
7	4.00PM-4.05PM	Hybrid external fixators be used as definitive treatment modality in the management of compound periarticular fractures of tibia- a brief review	Dr Sathy Priyan Nagarajan
8	4.05PM-4.10PM	A new posterolateral approach without fibula osteotomy for the treatment of tibial plateau fractures	Dr Perumal T
9	4.10PM-4.15PM	Delayed/Non-union Of Metaphyseal-diaphyseal fractures managed by Augmentation plating	Dr Dhinesh M.S
4:30PM – 5:30PM			
TNOA KMC PG ORTHO QUIZ – PRELIMS TNOA Dr K R Venkateswar Memorial PG Travelling Fellowship			
5.30 PM Onwards			
ANNUAL GENERAL BODY MEETING			
7.00 PM Onwards			
GALA BANQUET DINNER			



Hall G



DAY 2

11-02-2023
Saturday

MEET THE MASTER & WORKSHOPS

9.00 - 9.30 AM	Meet the master (trauma)	Dr. L. Prakash
9.30-10.00 AM	Meet the master (trauma)	Dr. Naveen Thakkar
10.00-11.00 AM	Pelvis and Acetabulum workshop	Dr. Ramesh Perumal
11.00 - 11.30 AM	Meet the master (foot & ankle)	Dr. Karthick Hariharan Dr. Dharmarajan
11.30AM-1.00 PM	TNOA ORATIONS	
1:00 PM - 2:00 PM	LUNCH	
2.00 PM-3.00 PM	Meet the master (Spine)	Dr. S. Rajasekar Dr.Amit Jhala Dr.Jin Hwa Eum Dr. Sudhir Dr.Aju bosco
3.00 PM-4.00 PM	Spine workshop	Dr. Sudhir
4.00 PM-5.00 PM	Robotic Arthroplasty	Dr.Chandrashekar

Hall H

MEET THE MASTER & WORKSHOPS

2.00 PM-3.00 PM	Meet the master (Deformity correction)	Dr. Milind Chaudhary Dr.Vasudevan Dr.Subramanya Gandhi
-----------------	--	--

LIVE SURGERIES

8.00 AM - 9:00 AM	Uni Knee Replacement	Parvathy Hospital	Dr. Vetri Kumar
9:00 AM - 10.00 AM	Foot and ankle session	Parvathy Hospital	Dr. Dharmarajan
12:20 AM - 12:50 PM	Robotic knee Arthroplasty	SIMS	Dr. Suryanarayanan

Platinum Sponsor's

